


# Module II. Technical

## Video concept course

### Topic 3. Camera Flow



Activity T3.L2.2. Shoot your sequences



Co-funded by the  
Erasmus+ Programme  
of the European Union




# Camera Flow



Shoot your sequences







RECOVER THE SCRIPT YOU PREPARED  
IN ACTIVITY A1.T1.L2 AND MODIFIED IN  
ACTIVITIES A1.T2.L4, A1.T3.L1 AND  
A1.T3.L2

SHOT EACH SEQUENCE TILL YOU HAVE THE DESIRED  
RESULT. SHOT AT LEAST 3 TIMES.

**In this activity students will shoot each sequence of the technical script taking into account all the information they added in previous activities.**


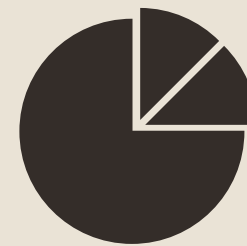

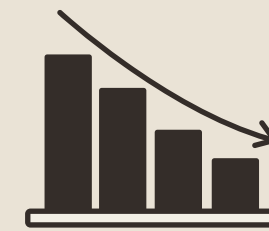


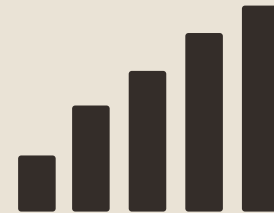





# Activity

Shoot your sequences:

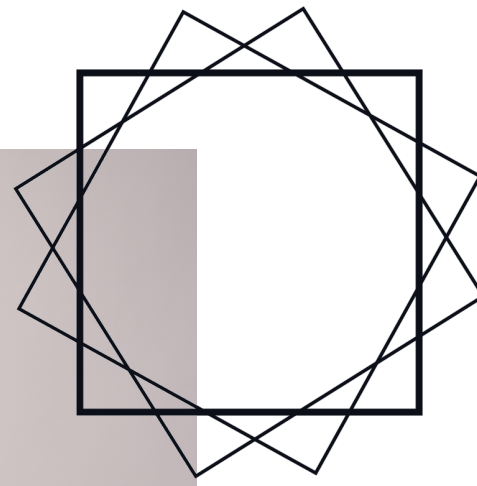
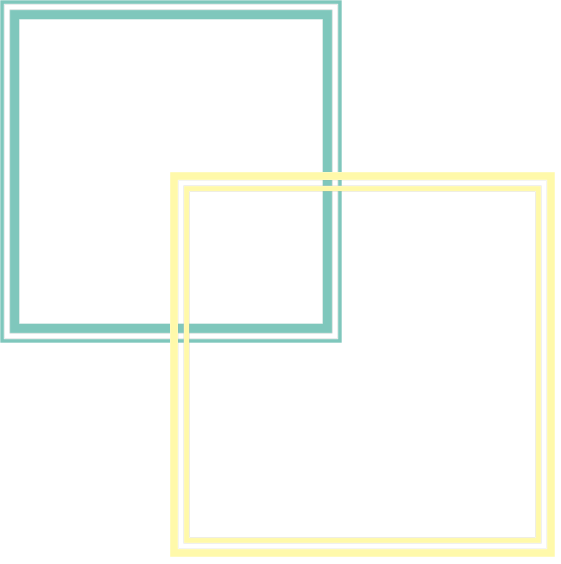
Students will shoot each sequence of the technical script.





Shoot each sequence applying properly the camera settings, lighting, camera movement and camera shots.

HEY!



**OCITY**

Creativity + Innovation & Technology

